

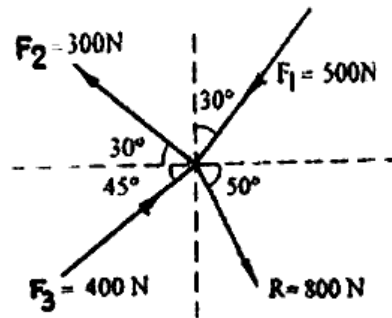
N.B:- (1) Question No.1 is compulsory.

(2) Attempt any 3 questions from remaining five questions.

(3) Assume suitable data if necessary, and mention the same clearly.

(4) Take $g = 9.81 \text{ m/s}^2$, unless otherwise specified.

Q-1 a. Find the force F_4 , so as to give the resultant of the force system shown below. [4]

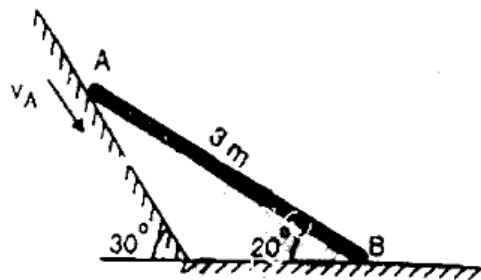


b. A particle starts from rest from origin and its acceleration is given by,

$$a = \frac{k}{(x+4)^2} \text{ m/s}^2. \text{ Knowing that } V = 4 \text{ m/s when } x = 8\text{m, find (i) value of } k \text{ and}$$

(ii) Position when $V = 4.5 \text{ m/s}$. [4]

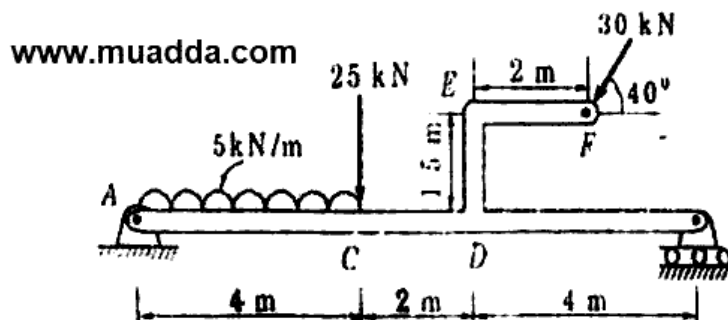
c. Rod AB of length 3m is kept on smooth planes as shown in fig. The velocity of end A is 5m/s along the inclined plane. Locate the ICR and find the velocity of end B. [4]



d. What is Zero force member in a Truss. With examples state the conditions for a zero force member. [4]

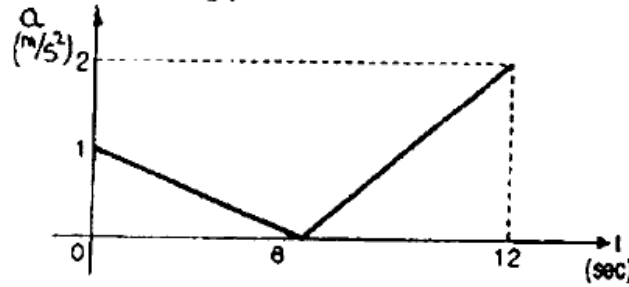
e. A glass ball is dropped onto a smooth horizontal floor from which it bounces to a height of 9m. On the second bounce it rises to a height of 6m. From what height the ball was dropped and what is the coefficient of restitution between the glass and the floor. [4]

Q-2 a. Figure shows a beam AB hinged at A and roller supported at B. The L shaped portion is welded at D to the beam AB. For the loading shown, find the support reactions. [8]



b. The acceleration-time diagram for linear motion is shown. Construct velocity-time diagram and displacement-time diagram for the motion assuming that the motion starts with initial velocity of 5m/s from starting point.

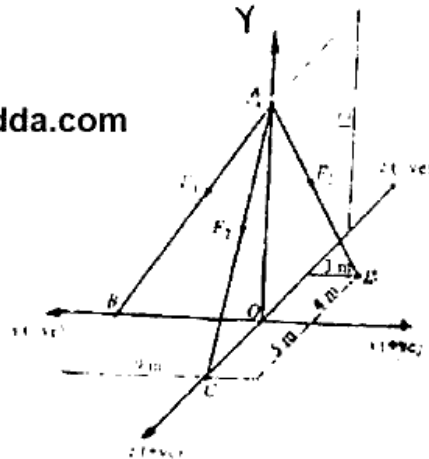
[6]



c. The resultant of three concurrent space forces at A is $\vec{R} = (-788\hat{j})\text{N}$. Find the magnitude of F_1 , F_2 and F_3 forces.

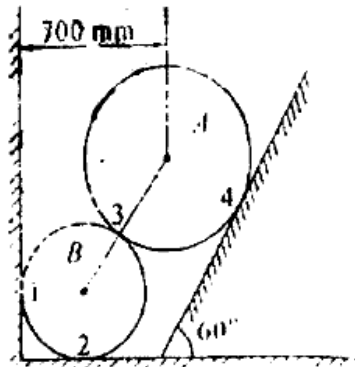
[6]

www.muadda.com



Q-3 a. Two spheres A and B of weight 1000N and 750N respectively are kept as shown in fig. Determine the reactions at all contact points 1, 2, 3 and 4. Radius of A is 400mm and Radius of B is 300mm.

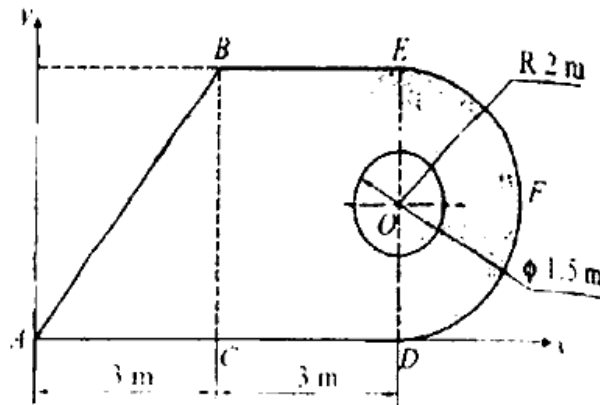
[8]



www.muadda.com

b. A circle of diameter 1.5m is cut from a composite plate. Determine the centroid of the remaining area of the plate.

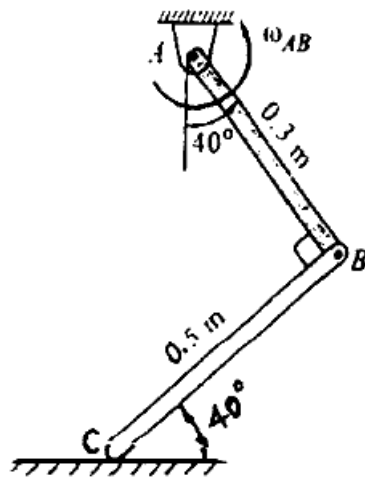
[6]



www.muadda.com

- c. A rod AB has an angular velocity of 2 rad/sec, counter clockwise as shown. End C of rod BC is free to move on a horizontal surface. Determine (i) Angular velocity of BC and (ii) Velocity of C

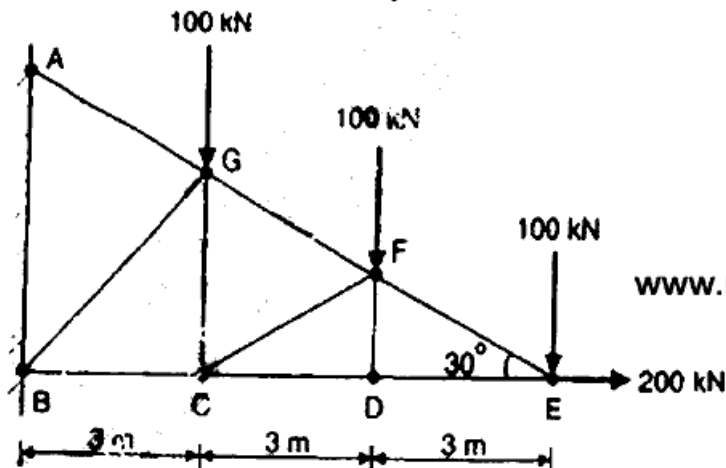
[6]



- Q-4 a. A truss is loaded and supported as shown. Determine the following:

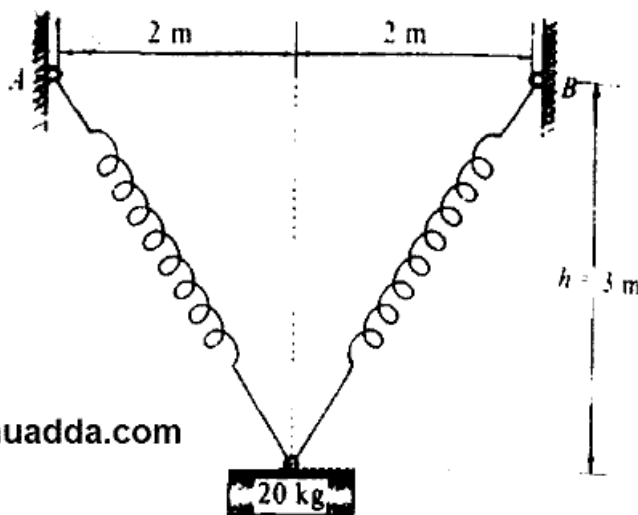
[8]

- (i) Identify the zero force members if any.
- (ii) Find the forces in members EF, ED and FC by method of joints.
- (iii) Find the forces in members GF, GC and BC by method of sections.

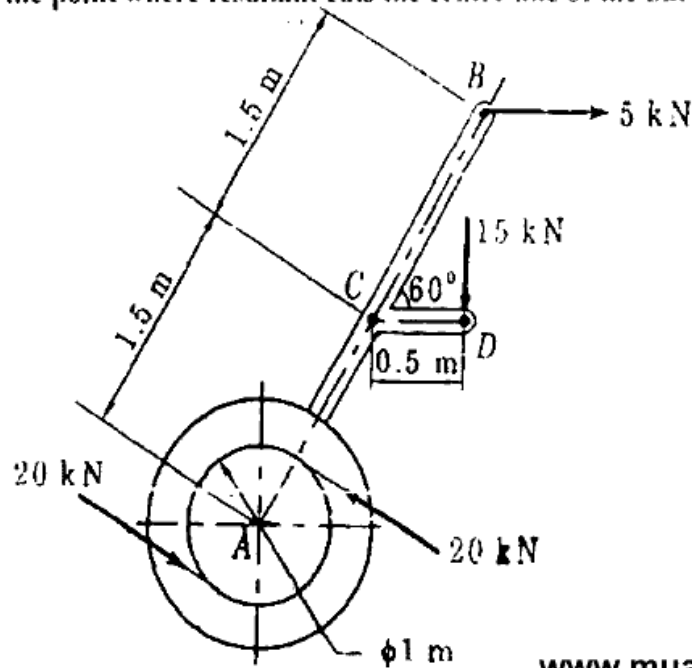


- b. A cylinder has a mass of 20 kg and is released from rest when $h=0$ as shown in the figure. Determine its speed when $h=3$ m. The springs each have an unstretched length of 2 m. Take $k=40$ N/m.

[6]

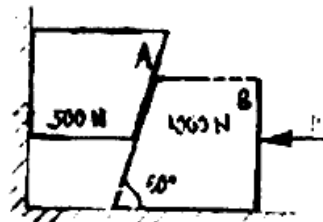


c. A machine part is subjected to forces as shown. Find the resultant of force in magnitude and direction. Also locate the point where resultant cuts the centre line of the bar AB. [6]



www.muadda.com

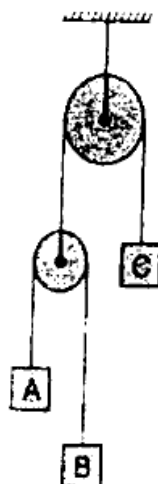
Q-5 a. Two blocks A and B are resting against the wall and floor as shown in the figure. Find minimum value of P that will hold the system in equilibrium. Take $\mu=0.25$ at the floor, $\mu=0.3$ at the wall and $\mu=0.2$ between the blocks. [8]



b. A shot is fired with a bullet with an initial velocity of 20m/s from a point 10m in front of a vertical wall 5m high. Find the angle of projection with the horizontal to enable the shot to just clear the wall. Also find the range of shot where the bullet falls on the ground. [6]

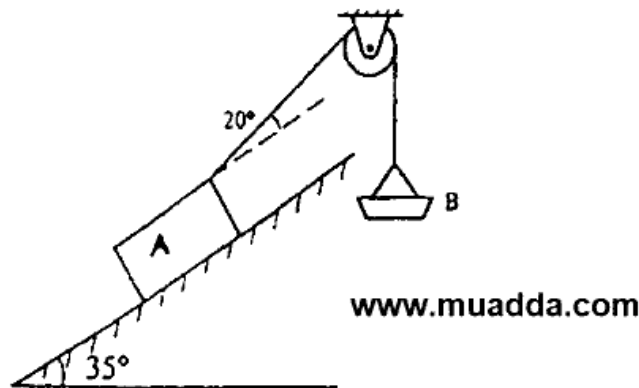
c. Three blocks A, B and C of masses 3kg, 2kg and 7kg respectively are connected as shown. Determine the acceleration of A, B and C. Also find the tension in the strings [6]

www.muadda.com



- Q-6 a. Block A of weight 2000N is kept on an inclined plane at 35° . It is connected to weight B by an inextensible string passing over smooth pulley. Determine the weight of pan B so that B just moves down. Assume $\mu=0.2$.

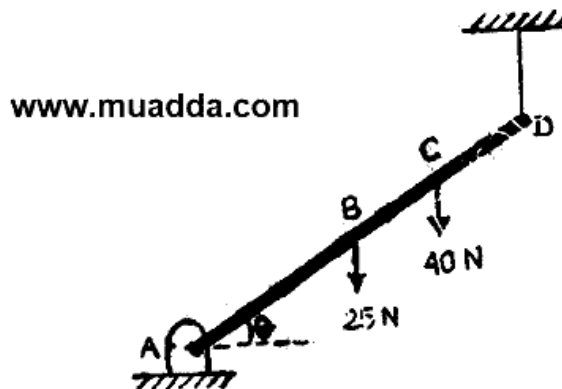
[5]



- b. A particle falling under gravity travels 25m in a particular second. Find the distance travelled by it in next three seconds.
- c. A rod AD of length 40cm is suspended from point D as shown in fig. If it has a weight of 25N and also supports a 40N load, find the tension in the cable using the method of virtual work. Take AC=30cm.

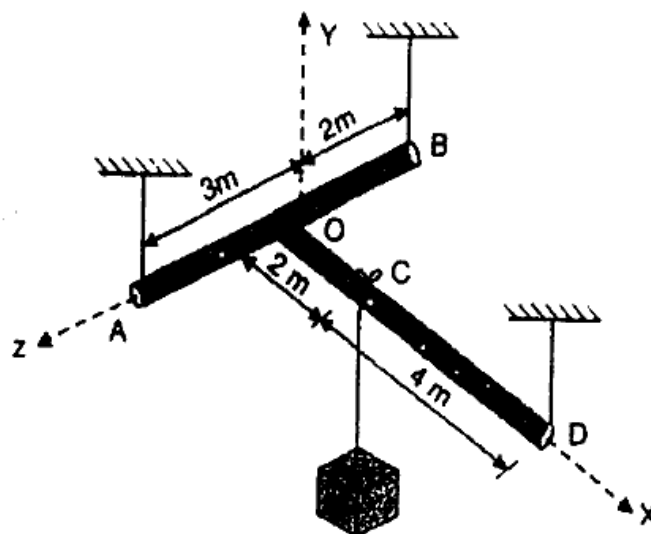
[5]

[5]



- d. A T-shaped rod is suspended using three cables as shown. Neglecting the weight of the rods, find the tension in each cable.

[5]



Course: F.E ALL BRANCH

QP Code: 803200

www.muadda.com

In the diagram of Q 2 (a), the right end of the beam must be labeled as " B " (besides the right side triangle)

www.muadda.com

Query Update time: 14/12/2016 11:15 AM

www.muadda.com

Course: F.E ALL BRANCH

www.muadda.com

QP Code: 803200 (2nd query)

Q 6 (d) In the diagram the weight of the suspended block can be taken as 100N

www.muadda.com

Query Update time: 14/12/2016 11:30 AM

www.muadda.com